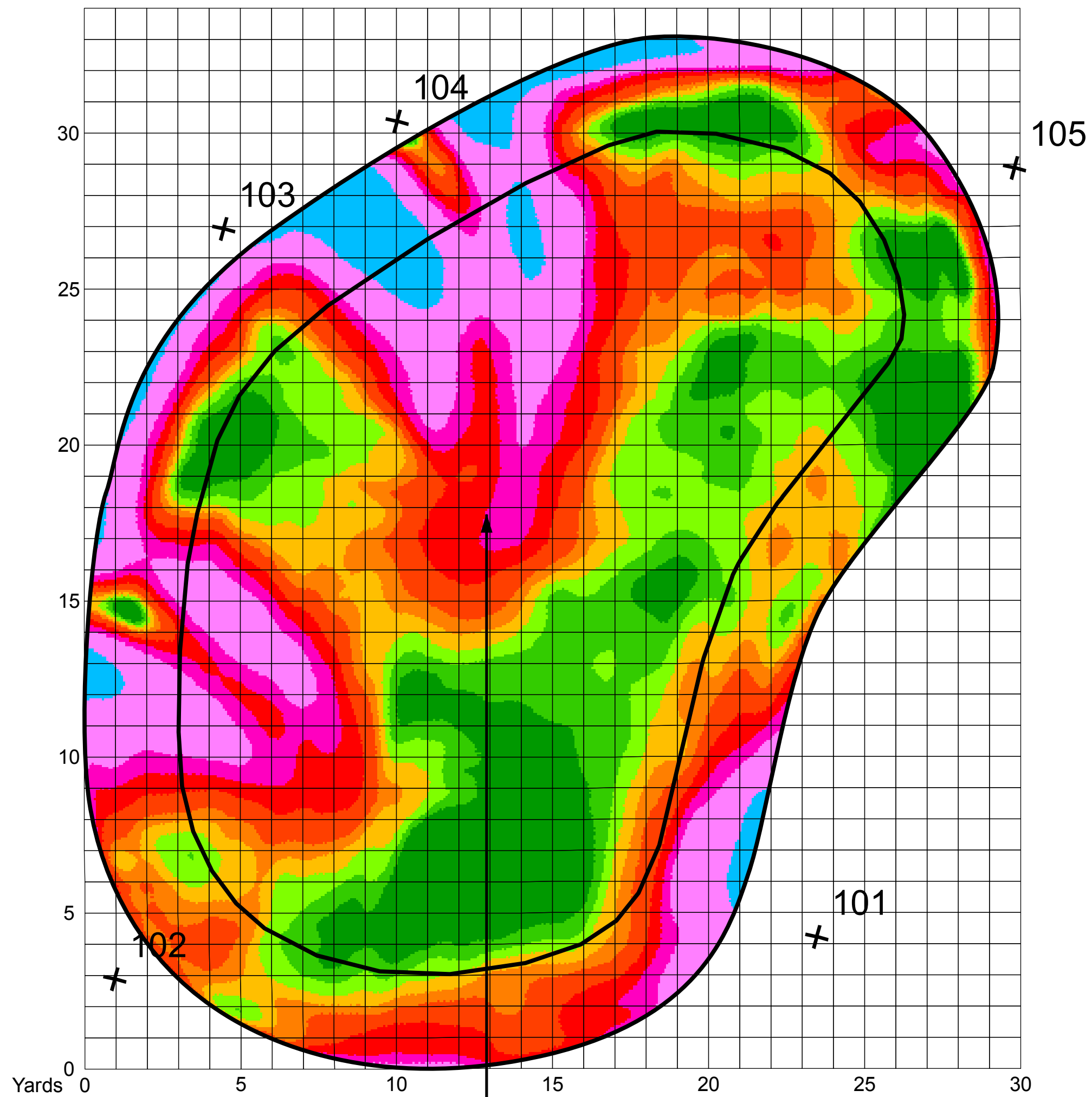


Hole 1

Country Club of York, York, PA



Slope, %	Green Area, ft² (%)	Putting Area, ft² (%)
0 - 2	664.9 (12.1)	557.0 (16.9)
2 - 2.5	707.9 (12.9)	528.6 (16.1)
2.5 - 3	685.8 (12.5)	437.6 (13.3)
3 - 3.5	563.1 (10.2)	321.9 (9.8)
3.5 - 4	753.6 (13.7)	413.6 (12.6)
4 - 5	598.2 (10.9)	328.9 (10.0)
5 - 6	473.2 (8.6)	271.9 (8.3)
6 - 7	817.4 (14.9)	376.8 (11.5)
7 - 10	229.7 (4.2)	51.5 (1.6)
10 - 100	0.0 (0.0)	0.0 (0.0)

1 in = 10 ft

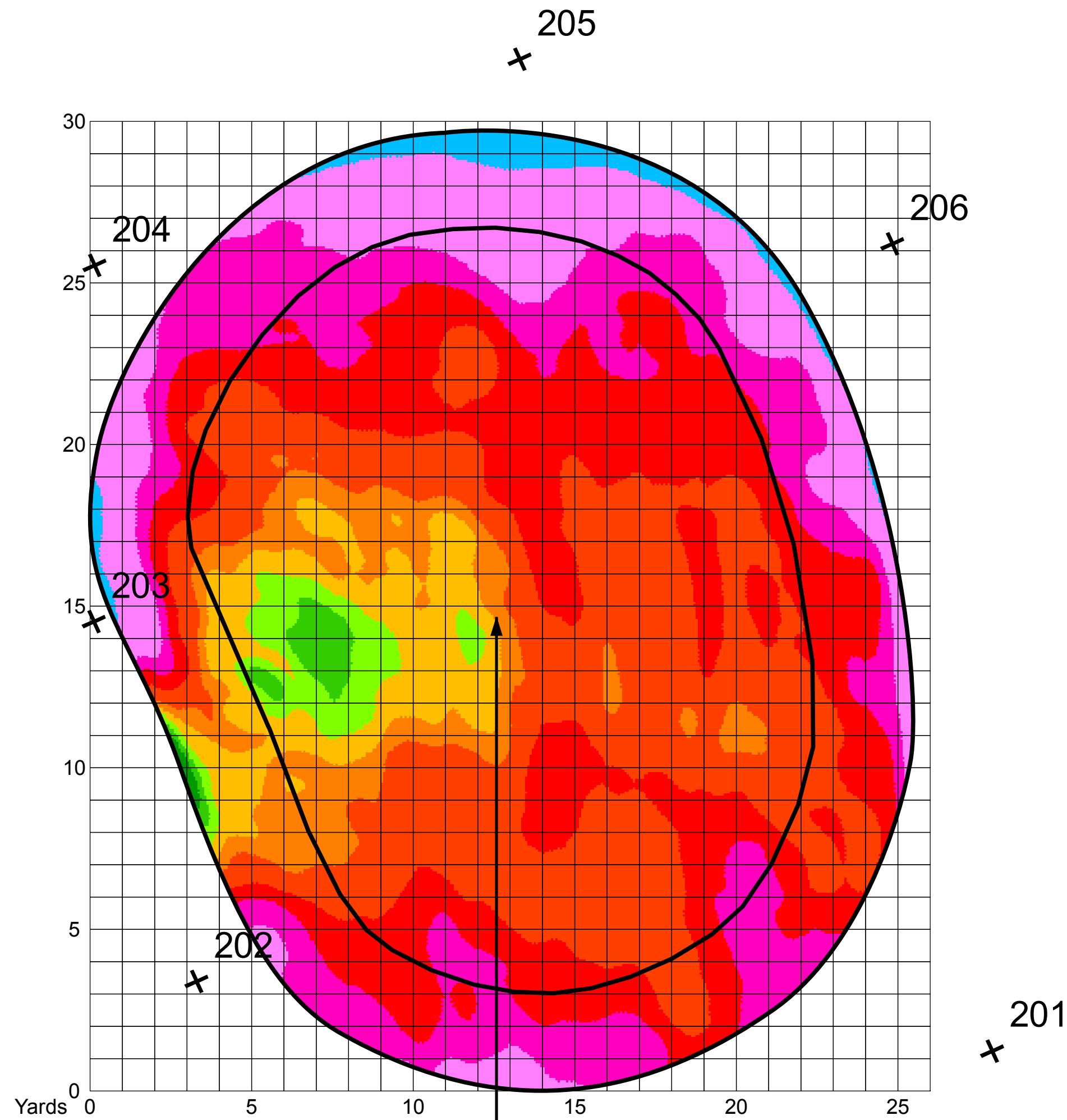
Published: 5/20/2013



Todd Goold - Point North 3D Golf Scan Services
www.pointnorthland.com, info@pointnorthland.com
 715.462.9421 office, 715.699.6817 mobile,

Hole 2

Country Club of York, York, PA



Slope, %	Green Area, ft² (%)	Putting Area, ft² (%)
0 - 2	49.8 (0.9)	43.9 (1.4)
2 - 2.5	127.0 (2.4)	115.3 (3.7)
2.5 - 3	337.9 (6.4)	259.8 (8.3)
3 - 3.5	348.9 (6.6)	271.5 (8.6)
3.5 - 4	1419.8 (27.1)	1226.9 (39.0)
4 - 5	1333.8 (25.4)	903.5 (28.7)
5 - 6	884.9 (16.9)	256.0 (8.1)
6 - 7	646.7 (12.3)	68.7 (2.2)
7 - 10	99.0 (1.9)	0.0 (0.0)
10 - 100	0.0 (0.0)	0.0 (0.0)

1 in = 10 ft

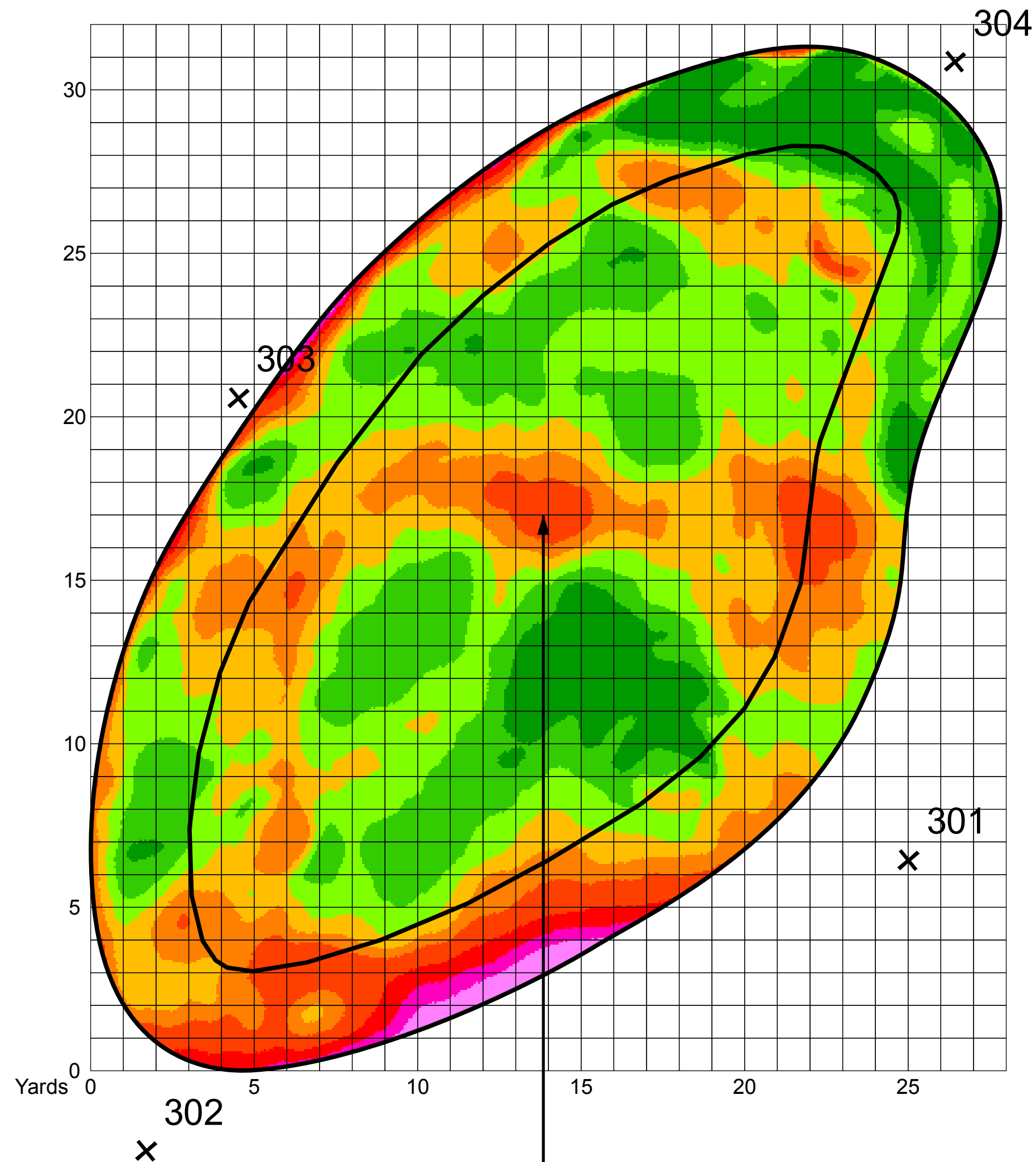
Published: 5/20/2013



Todd Gould - Point North 3D Golf Scan Services
www.pointnorthland.com, info@pointnorthland.com
 715.462.9421 office, 715.699.6817 mobile,

Hole 3

Country Club of York, York, PA



Slope, %	Green Area, ft ² (%)	Putting Area, ft ² (%)
0 - 2	978.6 (21.1)	680.1 (25.7)
2 - 2.5	1330.8 (28.7)	866.0 (32.7)
2.5 - 3	1132.5 (24.4)	651.8 (24.6)
3 - 3.5	684.9 (14.8)	358.5 (13.5)
3.5 - 4	331.2 (7.1)	92.7 (3.5)
4 - 5	94.4 (2.0)	0.0 (0.0)
5 - 6	46.5 (1.0)	0.0 (0.0)
6 - 7	39.1 (0.8)	0.0 (0.0)
7 - 10	0.0 (0.0)	0.0 (0.0)
10 - 100	0.0 (0.0)	0.0 (0.0)

1 in = 10 ft

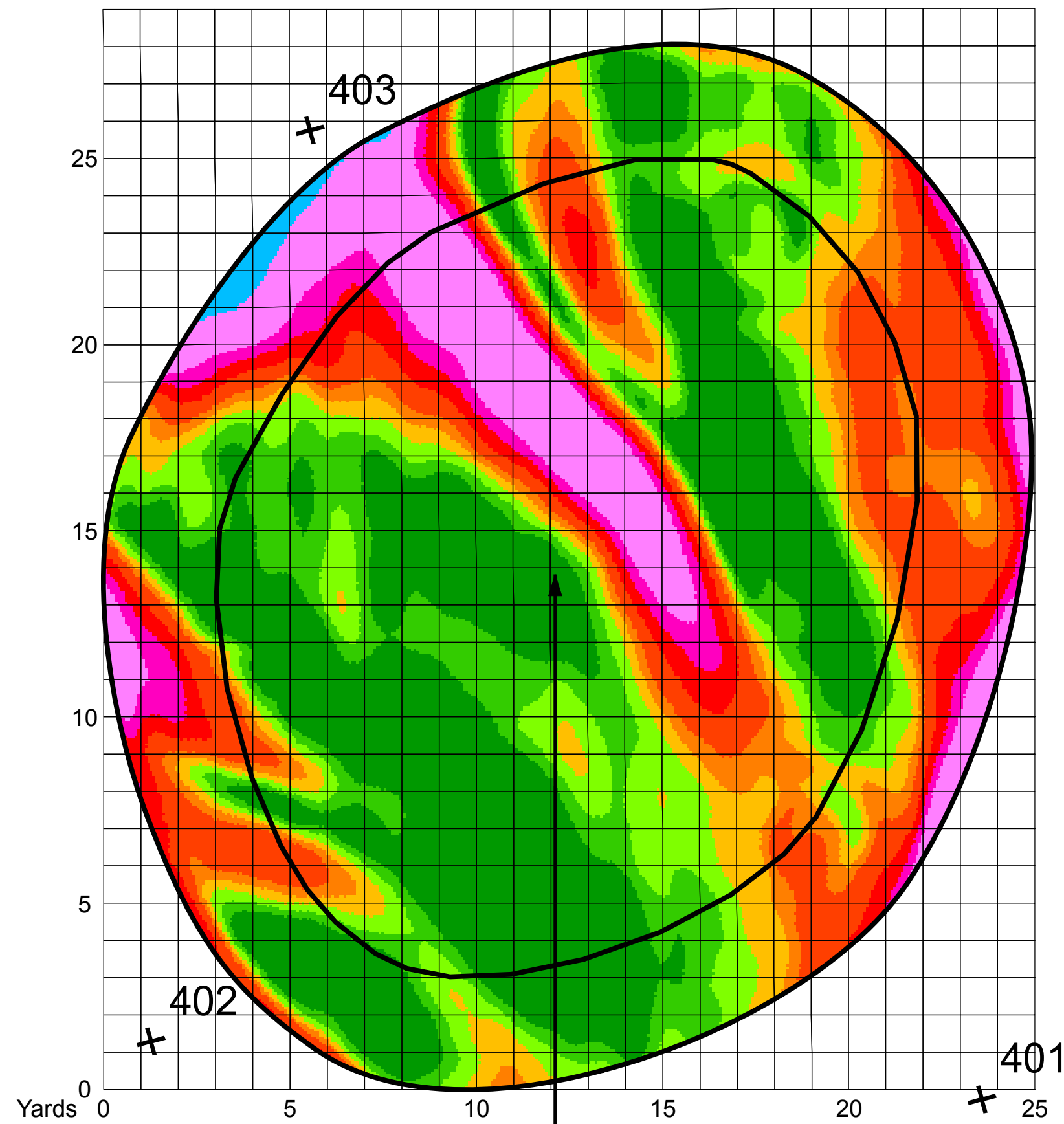
Published: 5/20/2013



Todd Goold - Point North 3D Golf Scan Services
www.pointnorthland.com, info@pointnorthland.com
 715.462.9421 office, 715.699.6817 mobile,

Hole 4

Country Club of York, York, PA



Slope, %	Green Area, ft² (%)	Putting Area, ft² (%)
0 - 2	678.4 (19.1)	466.4 (25.3)
2 - 2.5	581.2 (16.4)	349.2 (18.9)
2.5 - 3	412.9 (11.6)	211.8 (11.5)
3 - 3.5	347.6 (9.8)	183.3 (9.9)
3.5 - 4	628.7 (17.7)	244.7 (13.2)
4 - 5	260.1 (7.3)	107.9 (5.8)
5 - 6	187.0 (5.3)	74.9 (4.1)
6 - 7	421.8 (11.9)	208.9 (11.3)
7 - 10	28.2 (0.8)	0.0 (0.0)
10 - 100	0.0 (0.0)	0.0 (0.0)

1 in = 10 ft

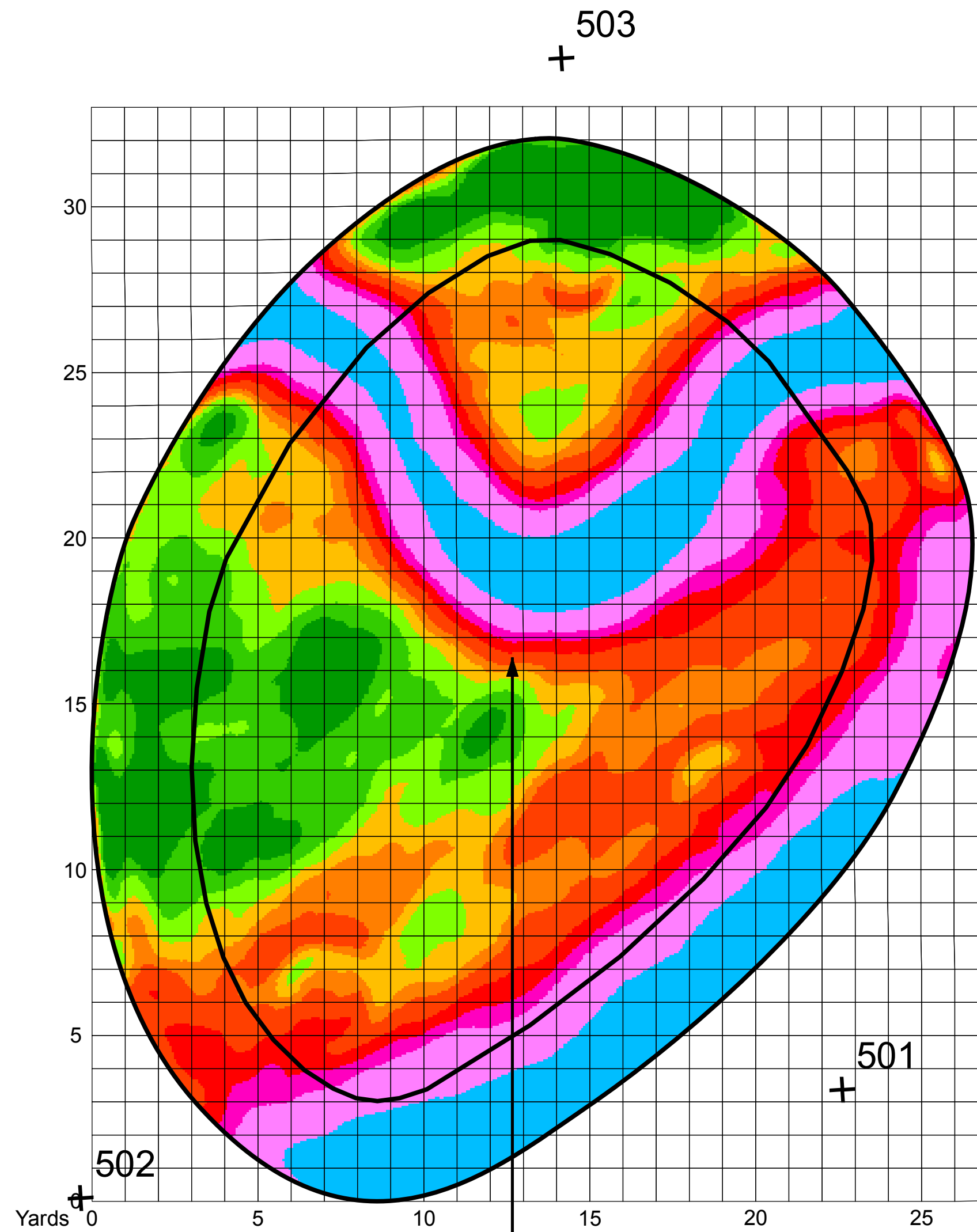
Published: 5/20/2013



Todd Gould - Point North 3D Golf Scan Services
www.pointnorthland.com, info@pointnorthland.com
 715.462.9421 office, 715.699.6817 mobile,

Hole 5

Country Club of York, York, PA



Slope, %	Green Area, ft² (%)	Putting Area, ft² (%)
0 - 2	503.5 (10.0)	308.7 (9.7)
2 - 2.5	439.5 (8.7)	274.1 (8.7)
2.5 - 3	546.4 (10.8)	434.0 (13.7)
3 - 3.5	510.7 (10.1)	447.3 (14.1)
3.5 - 4	748.4 (14.9)	593.8 (18.7)
4 - 5	430.6 (8.5)	280.7 (8.9)
5 - 6	300.6 (6.0)	182.8 (5.8)
6 - 7	758.7 (15.1)	367.4 (11.6)
7 - 10	801.2 (15.9)	279.1 (8.8)
10 - 100	0.0 (0.0)	0.0 (0.0)

1 in = 10 ft

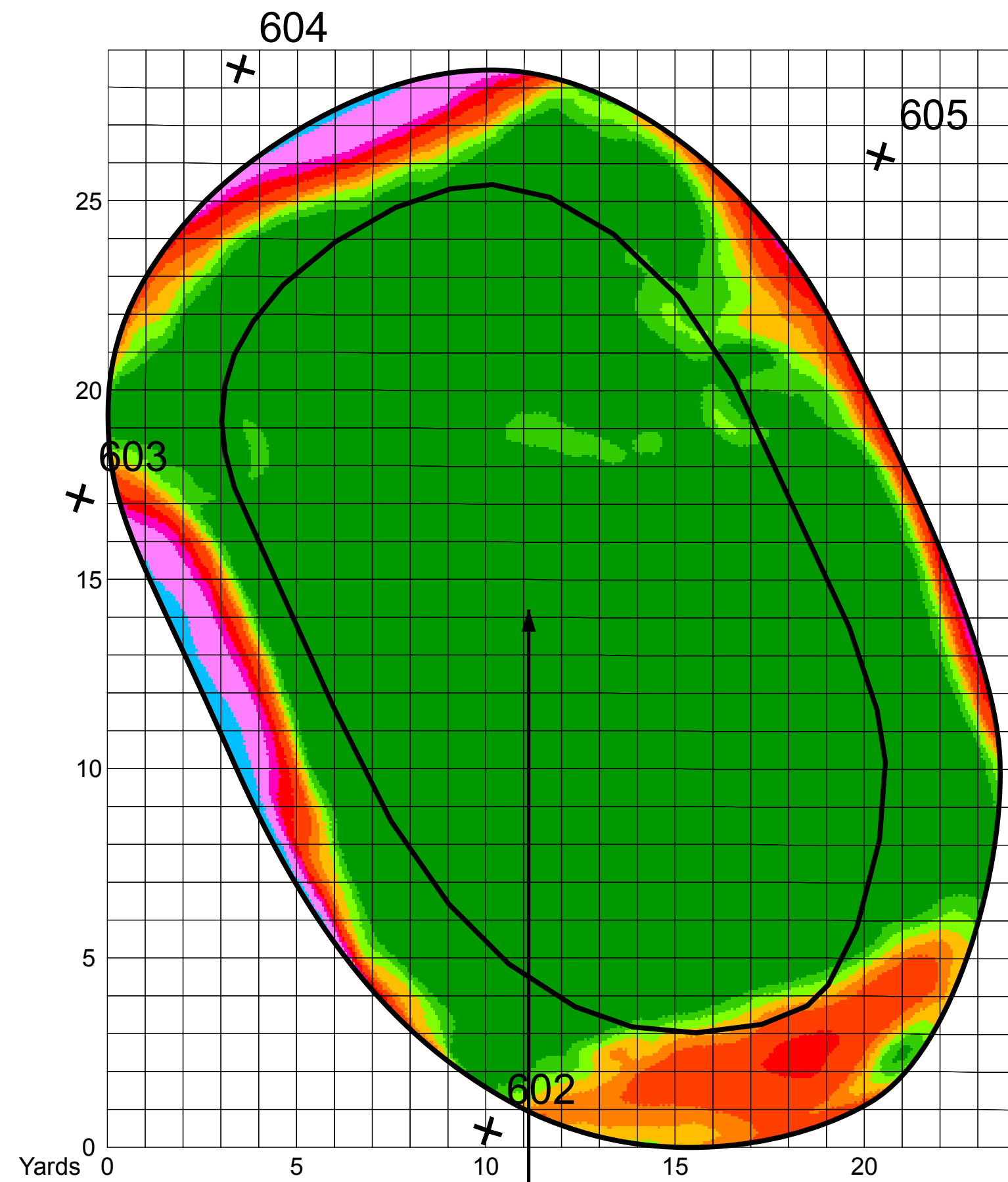
Published: 5/20/2013



Todd Goold - Point North 3D Golf Scan Services
www.pointnorthland.com, info@pointnorthland.com
 715.462.9421 office, 715.699.6817 mobile,

Hole 6

Country Club of York, York, PA



Slope, %	Green Area, ft ² (%)	Putting Area, ft ² (%)
0 - 2	234.2 (19.8)	69.7 (72.9)
2 - 2.5	145.9 (12.3)	14.9 (15.6)
2.5 - 3	152.1 (12.9)	7.8 (8.1)
3 - 3.5	145.0 (12.3)	3.2 (3.4)
3.5 - 4	234.5 (19.8)	0.1 (0.1)
4 - 5	87.8 (7.4)	0.0 (0.0)
5 - 6	44.2 (3.7)	0.0 (0.0)
6 - 7	103.0 (8.7)	0.0 (0.0)
7 - 10	36.4 (3.1)	0.0 (0.0)
10 - 100	0.0 (0.0)	0.0 (0.0)

1 in = 10 ft

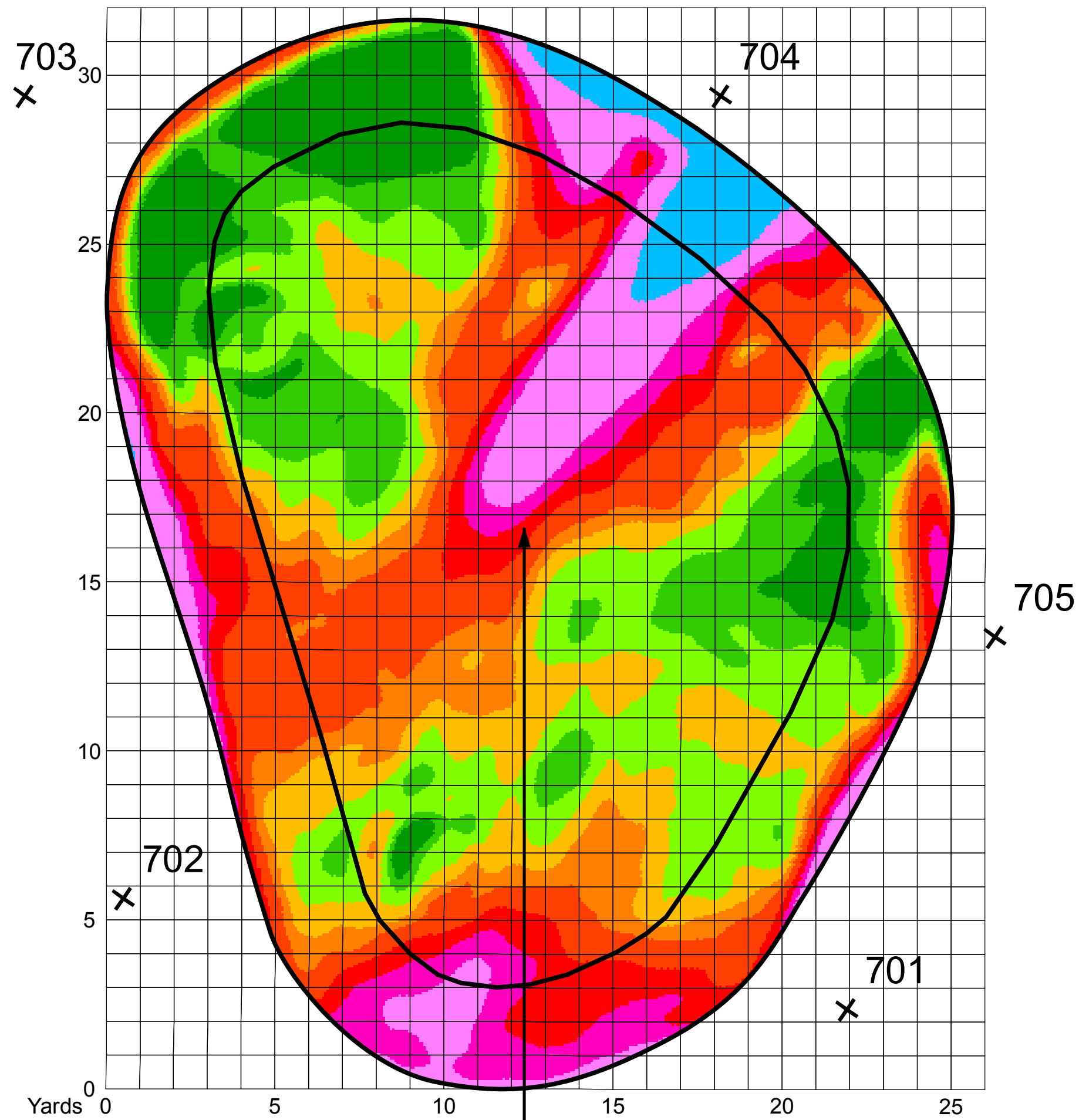
Published: 5/20/2013



Todd Goold - Point North 3D Golf Scan Services
www.pointnorthland.com, info@pointnorthland.com
 715.462.9421 office, 715.699.6817 mobile,

Hole 7

Country Club of York, York, PA



Slope, %	Green Area, ft² (%)	Putting Area, ft² (%)
0 - 2	583.0 (12.2)	430.6 (14.7)
2 - 2.5	873.4 (18.3)	666.2 (22.7)
2.5 - 3	661.2 (13.9)	488.9 (16.7)
3 - 3.5	472.0 (9.9)	329.4 (11.2)
3.5 - 4	833.7 (17.5)	487.1 (16.6)
4 - 5	421.6 (8.9)	181.0 (6.2)
5 - 6	347.6 (7.3)	128.2 (4.4)
6 - 7	426.6 (9.0)	197.7 (6.7)
7 - 10	141.3 (3.0)	26.4 (0.9)
10 - 100	0.0 (0.0)	0.0 (0.0)

1 in = 10 ft

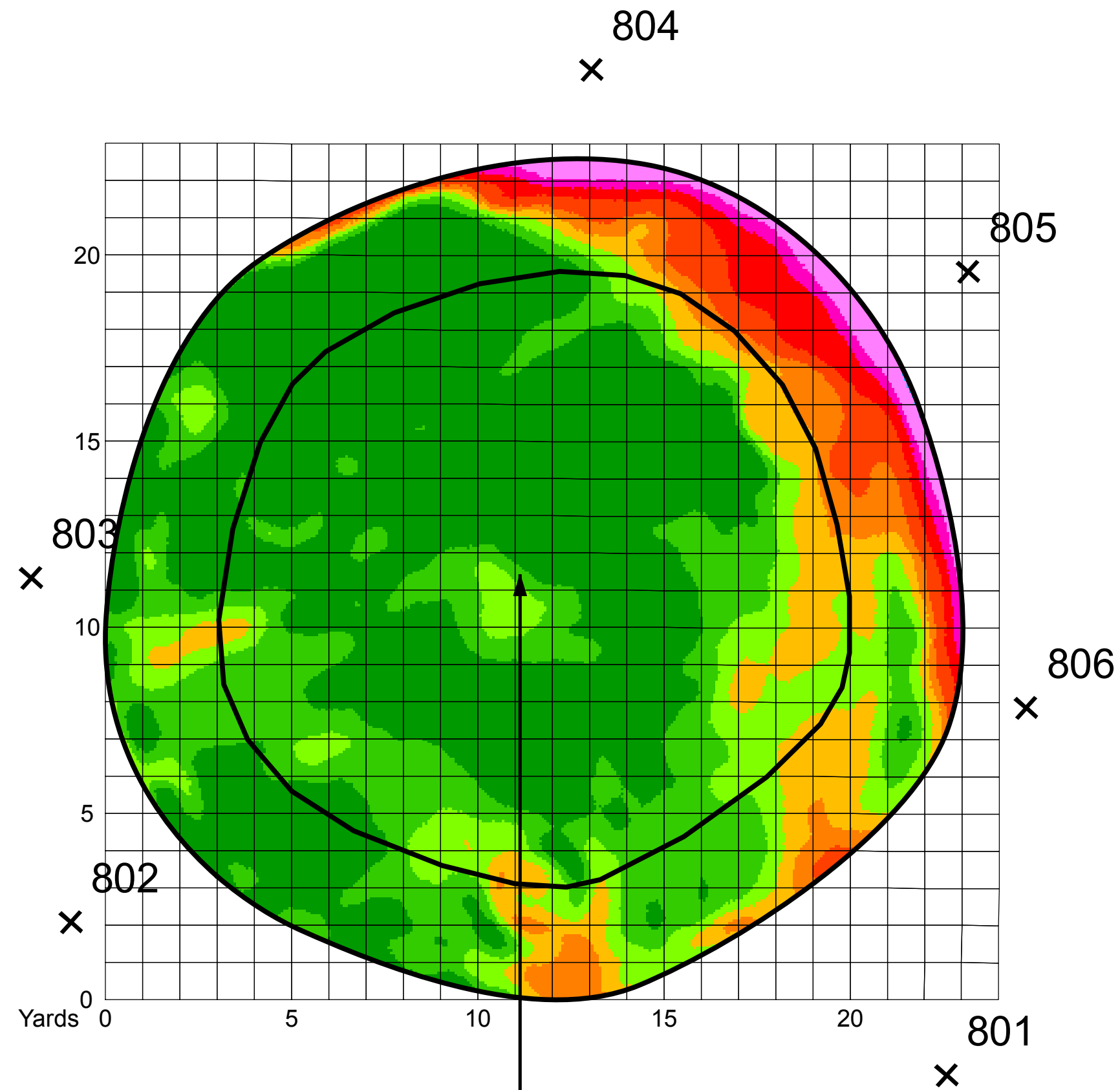
Published: 5/20/2013



Todd Gould - Point North 3D Golf Scan Services
www.pointnorthland.com, info@pointnorthland.com
 715.462.9421 office, 715.699.6817 mobile,

Hole 8

Country Club of York, York, PA



	Slope, %	Green Area, ft ² (%)	Putting Area, ft ² (%)
	0 - 2	776.5 (39.0)	450.7 (56.2)
	2 - 2.5	410.9 (20.7)	211.9 (26.4)
	2.5 - 3	315.0 (15.8)	128.5 (16.0)
	3 - 3.5	150.7 (7.6)	11.0 (1.4)
	3.5 - 4	127.5 (6.4)	0.0 (0.0)
	4 - 5	98.9 (5.0)	0.0 (0.0)
	5 - 6	48.2 (2.4)	0.0 (0.0)
	6 - 7	61.2 (3.1)	0.0 (0.0)
	7 - 10	1.0 (0.1)	0.0 (0.0)
	10 - 100	0.0 (0.0)	0.0 (0.0)

1 in = 10 ft

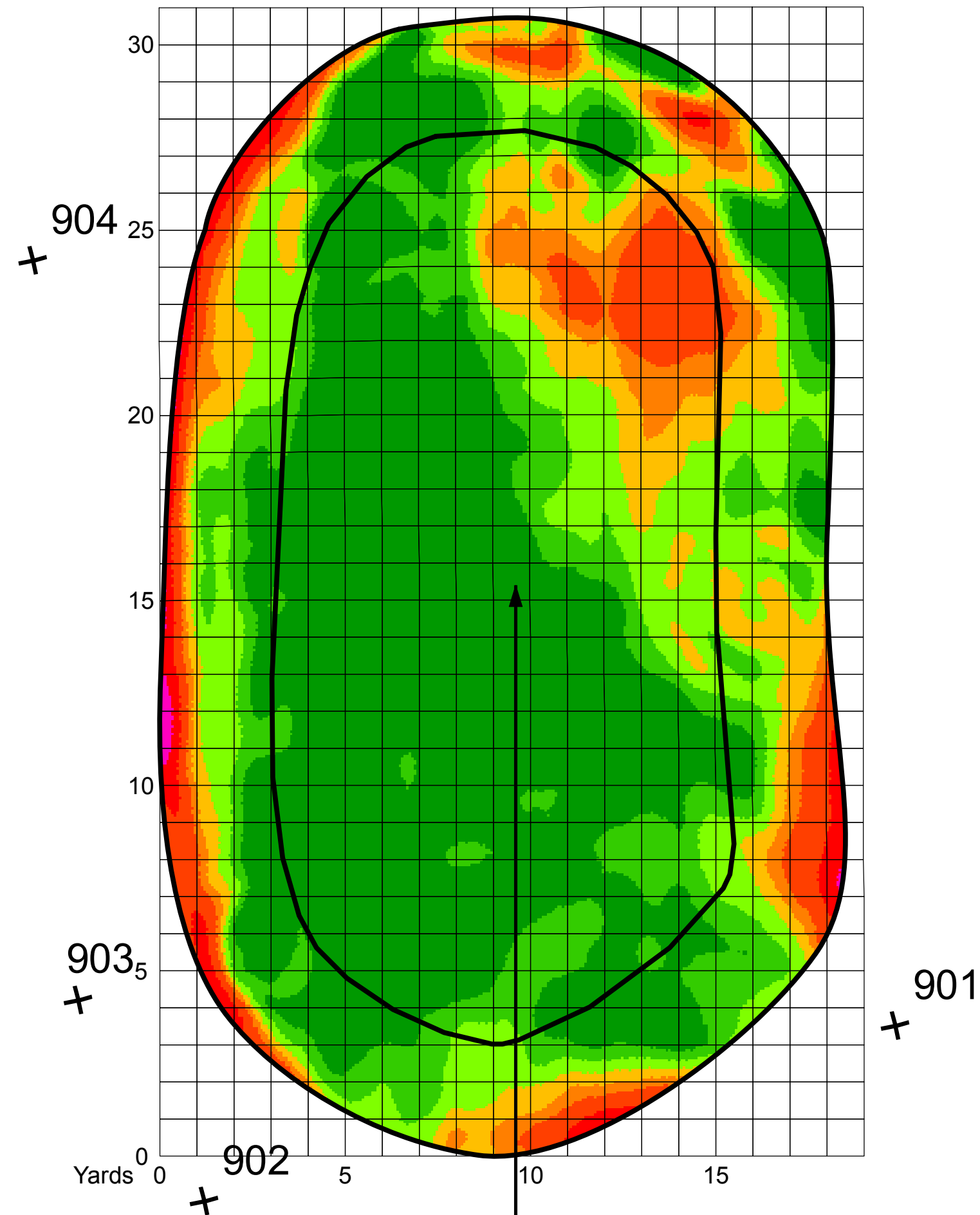
Published: 5/20/2013



Todd Gould - Point North 3D Golf Scan Services
www.pointnorthland.com, info@pointnorthland.com
 715.462.9421 office, 715.699.6817 mobile,

Hole 9

Country Club of York, York, PA



Slope, %	Green Area, ft² (%)	Putting Area, ft² (%)
0 - 2	680.7 (28.0)	316.3 (35.6)
2 - 2.5	684.2 (28.1)	231.6 (26.1)
2.5 - 3	443.7 (18.2)	148.6 (16.8)
3 - 3.5	245.7 (10.1)	91.4 (10.3)
3.5 - 4	281.2 (11.6)	99.4 (11.2)
4 - 5	86.8 (3.6)	0.0 (0.0)
5 - 6	9.0 (0.4)	0.0 (0.0)
6 - 7	0.0 (0.0)	0.0 (0.0)
7 - 10	0.0 (0.0)	0.0 (0.0)
10 - 100	0.0 (0.0)	0.0 (0.0)

1 in = 10 ft

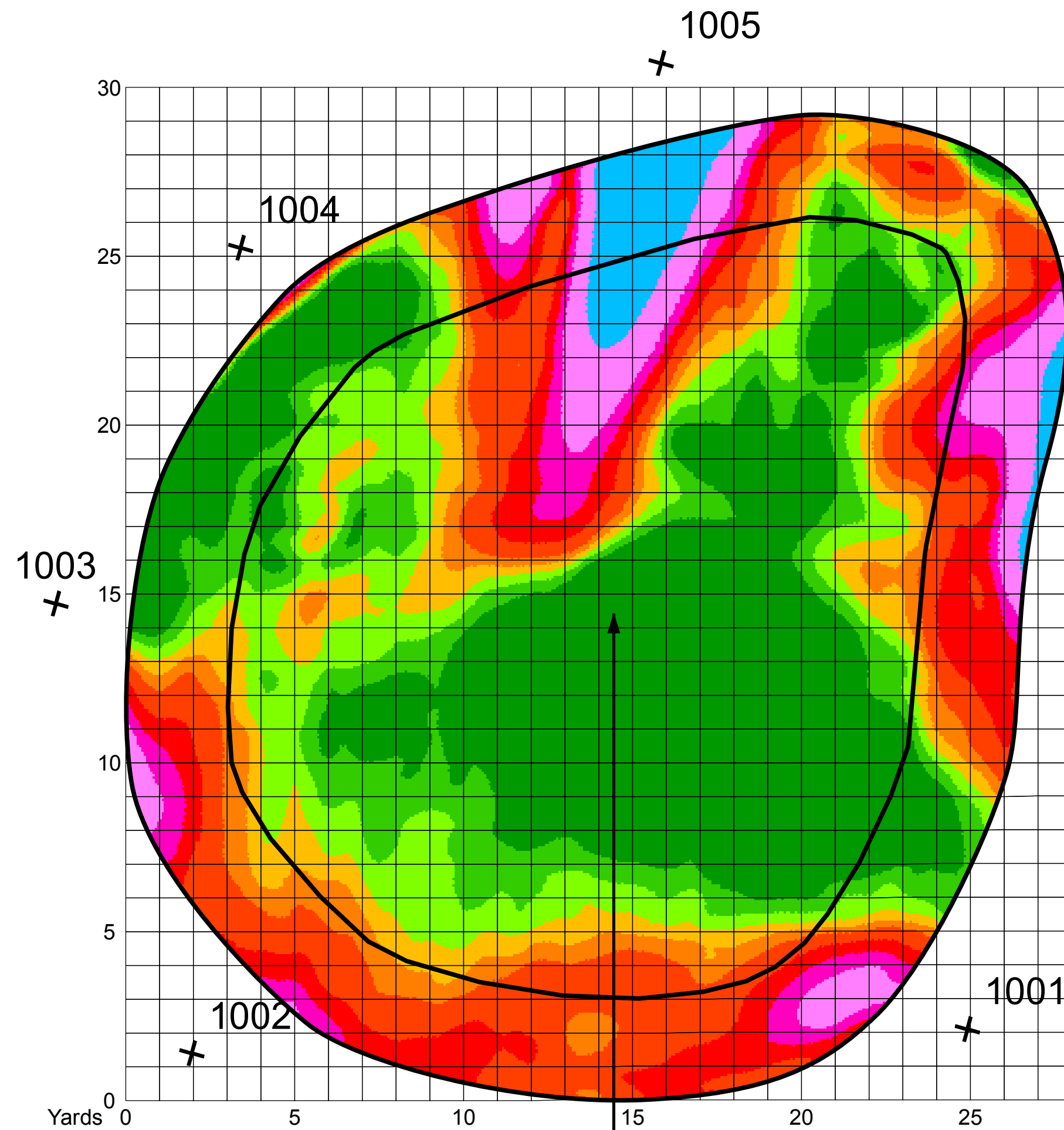
Published: 5/20/2013



Todd Goold - Point North 3D Golf Scan Services
www.pointnorthland.com, info@pointnorthland.com
 715.462.9421 office, 715.699.6817 mobile,

Hole 10

Country Club of York, York, PA



Slope, %	Green Area, ft² (%)	Putting Area, ft² (%)
0 - 2	655.0 (15.8)	519.8 (23.3)
2 - 2.5	680.2 (16.4)	577.5 (25.9)
2.5 - 3	488.9 (11.8)	354.8 (15.9)
3 - 3.5	402.2 (9.7)	203.5 (9.1)
3.5 - 4	783.1 (18.8)	259.9 (11.7)
4 - 5	470.1 (11.3)	110.7 (5.0)
5 - 6	232.2 (5.6)	72.4 (3.3)
6 - 7	286.6 (6.9)	87.6 (3.9)
7 - 10	156.6 (3.8)	40.5 (1.8)
10 - 100	0.0 (0.0)	0.0 (0.0)

1 in = 10 ft

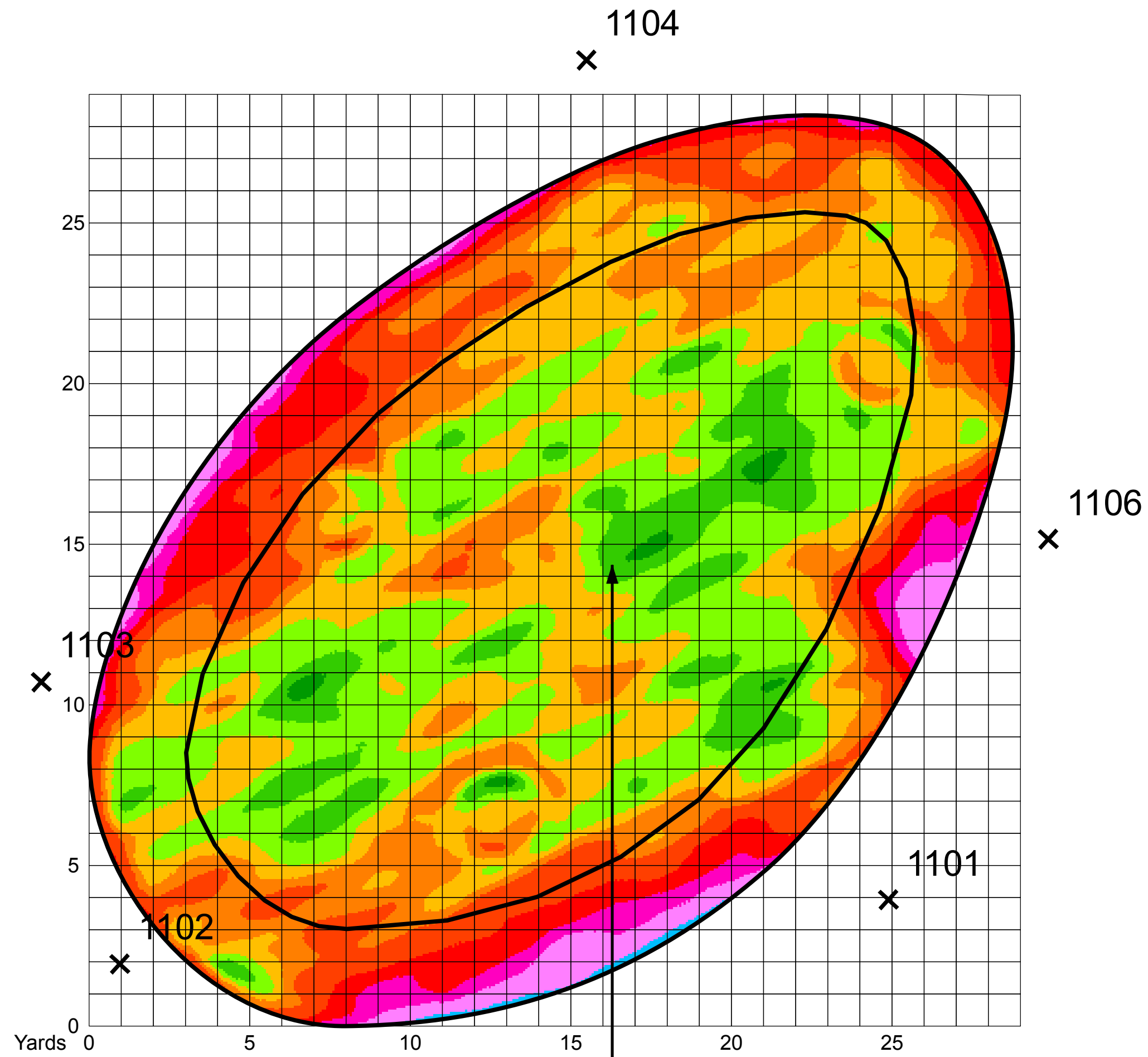
Published: 5/20/2013



Todd Goold - Point North 3D Golf Scan Services
www.pointnorthland.com, info@pointnorthland.com
 715.462.9421 office, 715699.6817 mobile,

Hole 11

Country Club of York, York, PA



Slope, %	Green Area, ft² (%)	Putting Area, ft² (%)
0 - 2	374.4 (7.3)	352.0 (11.9)
2 - 2.5	1147.9 (22.4)	1020.5 (34.5)
2.5 - 3	1309.7 (25.5)	984.8 (33.3)
3 - 3.5	884.9 (17.2)	497.1 (16.8)
3.5 - 4	675.0 (13.2)	106.9 (3.6)
4 - 5	386.5 (7.5)	0.0 (0.0)
5 - 6	193.1 (3.8)	0.0 (0.0)
6 - 7	140.4 (2.7)	0.0 (0.0)
7 - 10	18.8 (0.4)	0.0 (0.0)
10 - 100	0.0 (0.0)	0.0 (0.0)

1 in = 10 ft

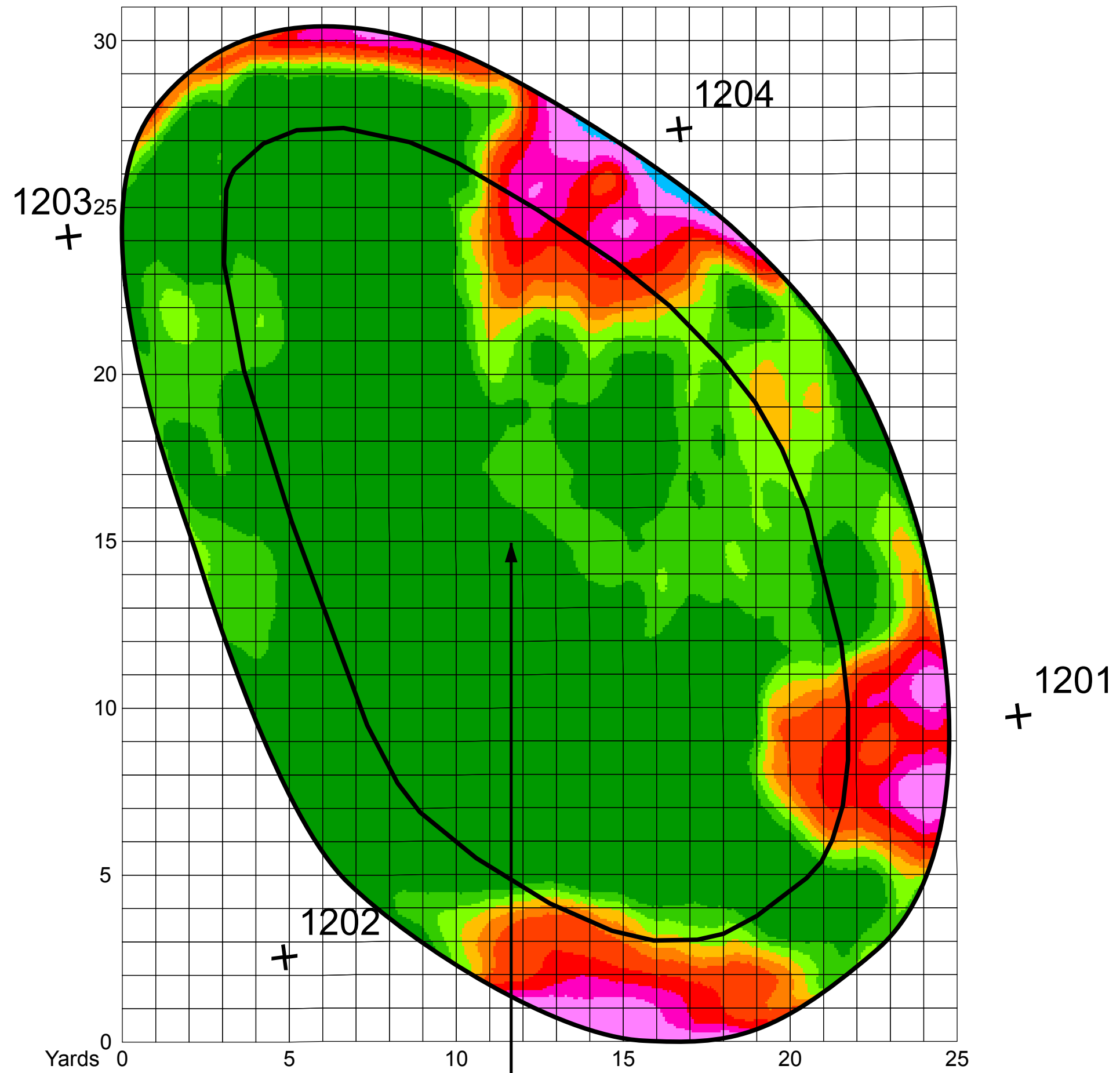
Published: 5/20/2013



Todd Goold - Point North 3D Golf Scan Services
www.pointnorthland.com, info@pointnorthland.com
 715.462.9421 office, 715.699.6817 mobile,

Hole 12

Country Club of York, York, PA



Slope, %	Green Area, ft² (%)	Putting Area, ft² (%)
0 - 2	806.6 (37.5)	452.8 (54.9)
2 - 2.5	317.4 (14.8)	134.5 (16.3)
2.5 - 3	165.9 (7.7)	61.2 (7.4)
3 - 3.5	131.7 (6.1)	49.0 (5.9)
3.5 - 4	244.5 (11.4)	76.8 (9.3)
4 - 5	206.4 (9.6)	42.5 (5.2)
5 - 6	151.8 (7.1)	8.6 (1.0)
6 - 7	115.6 (5.4)	0.0 (0.0)
7 - 10	9.4 (0.4)	0.0 (0.0)
10 - 100	0.0 (0.0)	0.0 (0.0)

1 in = 10 ft

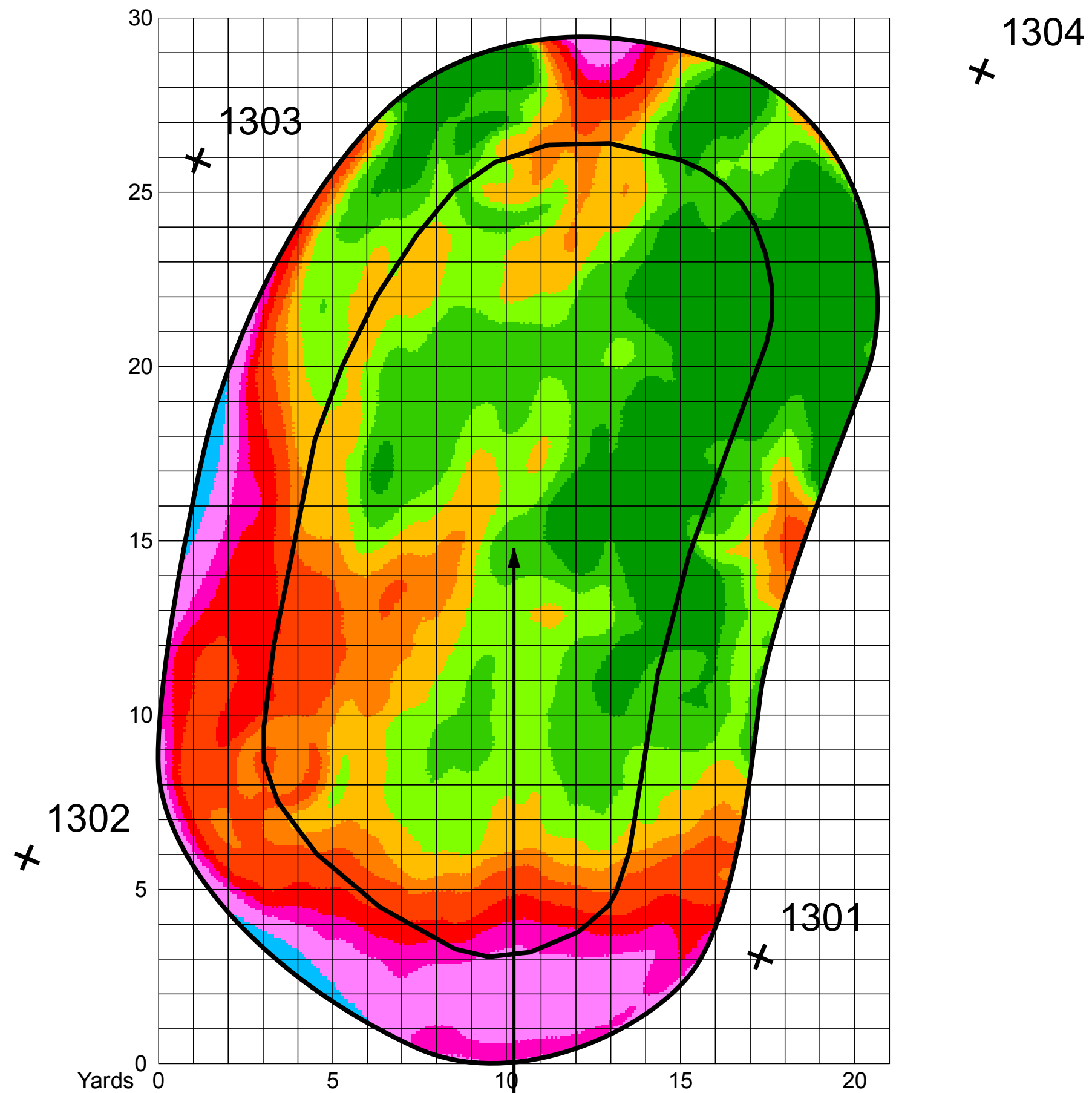
Published: 5/20/2013



Todd Goold - Point North 3D Golf Scan Services
www.pointnorthland.com, info@pointnorthland.com
 715.462.9421 office, 715.699.6817 mobile,

Hole 13

Country Club of York, York, PA



Slope, %	Green Area, ft² (%)	Putting Area, ft² (%)
0 - 2	697.6 (21.1)	479.8 (27.5)
2 - 2.5	702.6 (21.3)	490.4 (28.1)
2.5 - 3	510.1 (15.5)	380.8 (21.8)
3 - 3.5	315.2 (9.6)	201.2 (11.5)
3.5 - 4	365.9 (11.1)	139.8 (8.0)
4 - 5	232.3 (7.0)	30.5 (1.7)
5 - 6	179.5 (5.4)	19.0 (1.1)
6 - 7	261.1 (7.9)	2.6 (0.1)
7 - 10	35.1 (1.1)	0.0 (0.0)
10 - 100	0.0 (0.0)	0.0 (0.0)

1 in = 10 ft

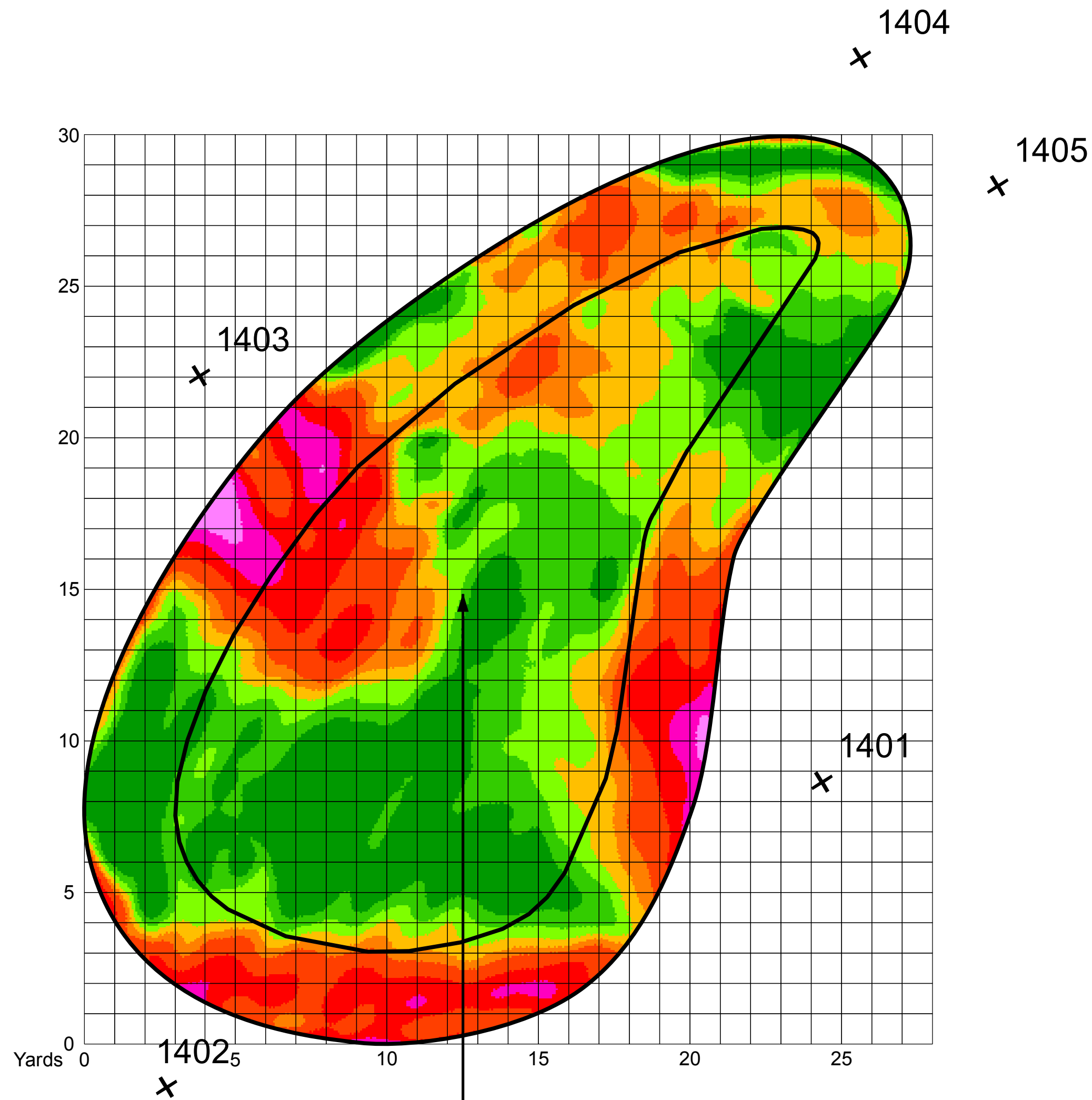
Published: 5/20/2013



Todd Goold - Point North 3D Golf Scan Services
www.pointnorthland.com, info@pointnorthland.com
 715.462.9421 office, 715.699.6817 mobile,

Hole 14

Country Club of York, York, PA



Slope, %	Green Area, ft ² (%)	Putting Area, ft ² (%)
0 - 2	706.9 (20.0)	520.9 (30.6)
2 - 2.5	690.9 (19.6)	463.7 (27.2)
2.5 - 3	633.0 (17.9)	310.8 (18.3)
3 - 3.5	441.0 (12.5)	163.0 (9.6)
3.5 - 4	536.4 (15.2)	142.5 (8.4)
4 - 5	388.7 (11.0)	98.2 (5.8)
5 - 6	114.3 (3.2)	2.9 (0.2)
6 - 7	21.6 (0.6)	0.0 (0.0)
7 - 10	0.0 (0.0)	0.0 (0.0)
10 - 100	0.0 (0.0)	0.0 (0.0)

1 in = 10 ft

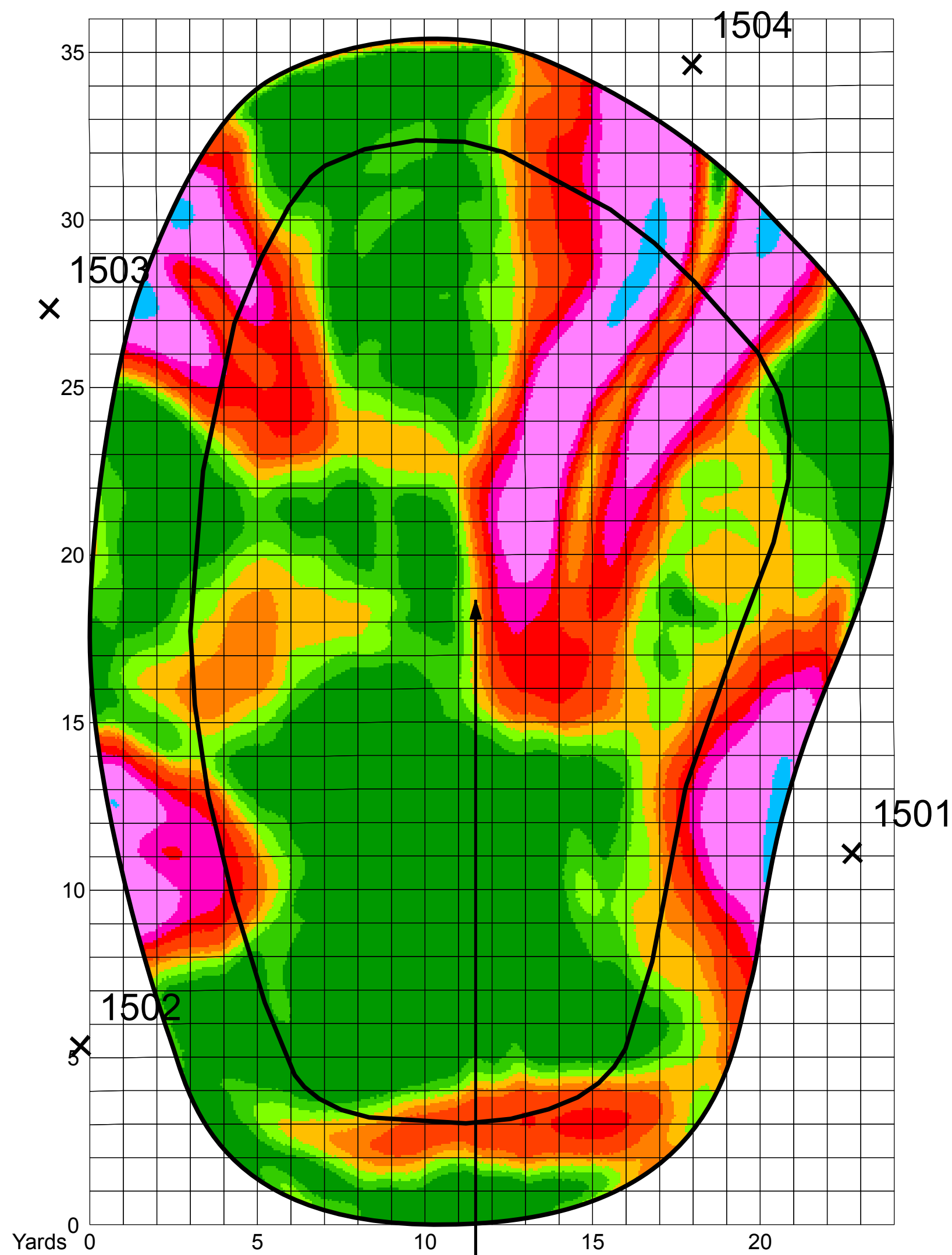
Published: 5/20/2013



Todd Goold - Point North 3D Golf Scan Services
www.pointnorthland.com, info@pointnorthland.com
 715.462.9421 office, 715.699.6817 mobile,

Hole 15

Country Club of York, York, PA



Slope, %	Green Area, ft² (%)	Putting Area, ft² (%)
0 - 2	638.6 (16.3)	420.4 (18.7)
2 - 2.5	543.4 (13.9)	368.7 (16.4)
2.5 - 3	551.3 (14.1)	374.0 (16.6)
3 - 3.5	346.8 (8.9)	206.9 (9.2)
3.5 - 4	513.0 (13.1)	289.7 (12.9)
4 - 5	390.7 (10.0)	233.5 (10.4)
5 - 6	275.1 (7.0)	112.2 (5.0)
6 - 7	597.1 (15.3)	228.6 (10.2)
7 - 10	52.4 (1.3)	14.5 (0.6)
10 - 100	0.0 (0.0)	0.0 (0.0)

1 in = 10 ft

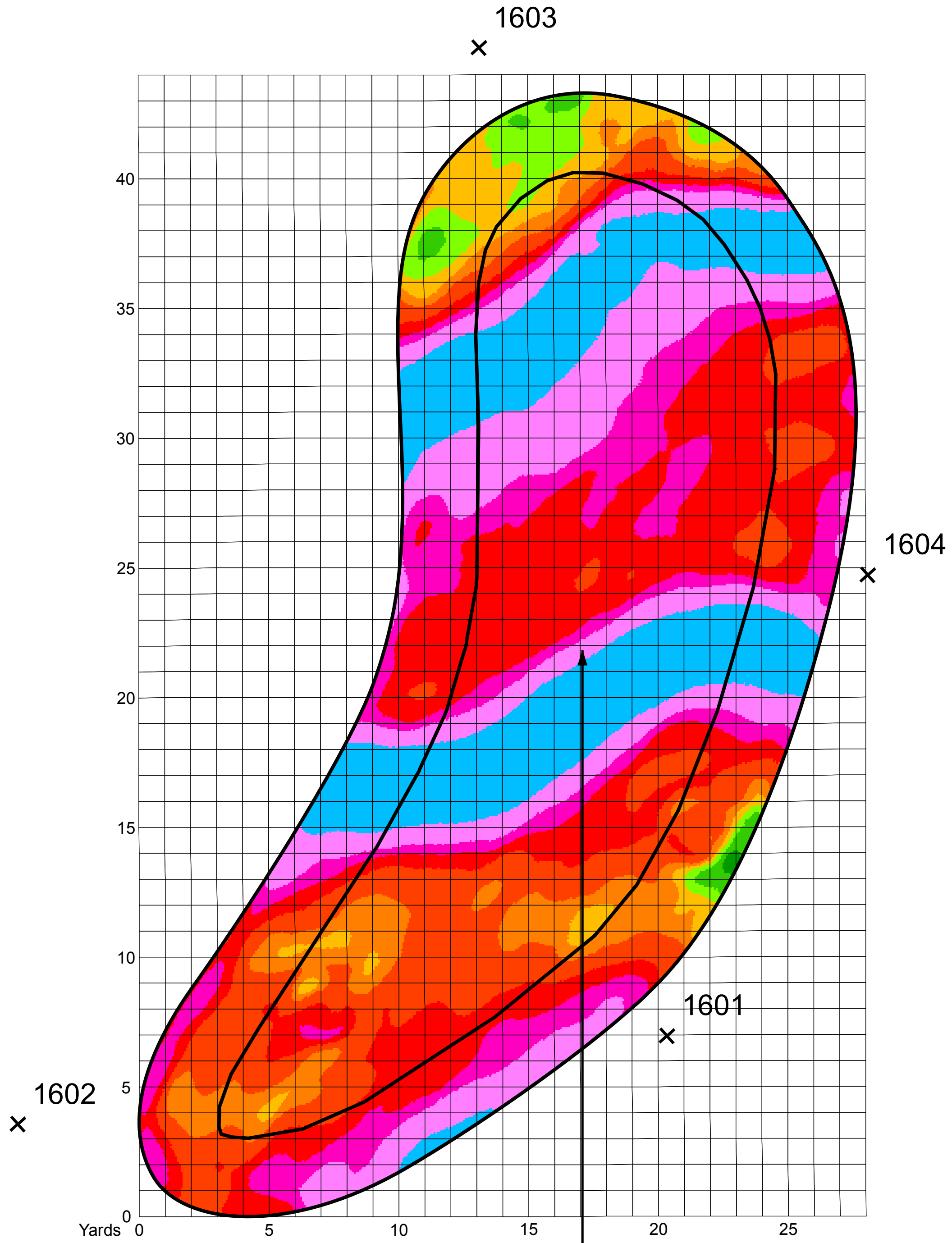
Published: 5/20/2013



Todd Gould - Point North 3D Golf Scan Services
www.pointnorthland.com, info@pointnorthland.com
 715.462.9421 office, 715.699.6817 mobile,

Hole 16

Country Club of York, York, PA



Slope, %	Green Area, ft² (%)	Putting Area, ft² (%)
0 - 2	37.0 (0.6)	0.0 (0.0)
2 - 2.5	138.7 (2.3)	3.1 (0.1)
2.5 - 3	242.5 (4.0)	54.4 (1.7)
3 - 3.5	420.8 (6.9)	236.3 (7.2)
3.5 - 4	1006.9 (16.5)	546.0 (16.6)
4 - 5	1434.7 (23.6)	872.1 (26.5)
5 - 6	806.0 (13.2)	373.8 (11.4)
6 - 7	964.6 (15.8)	545.8 (16.6)
7 - 10	1039.9 (17.1)	659.7 (20.0)
10 - 100	0.0 (0.0)	0.0 (0.0)

1 in = 10 ft

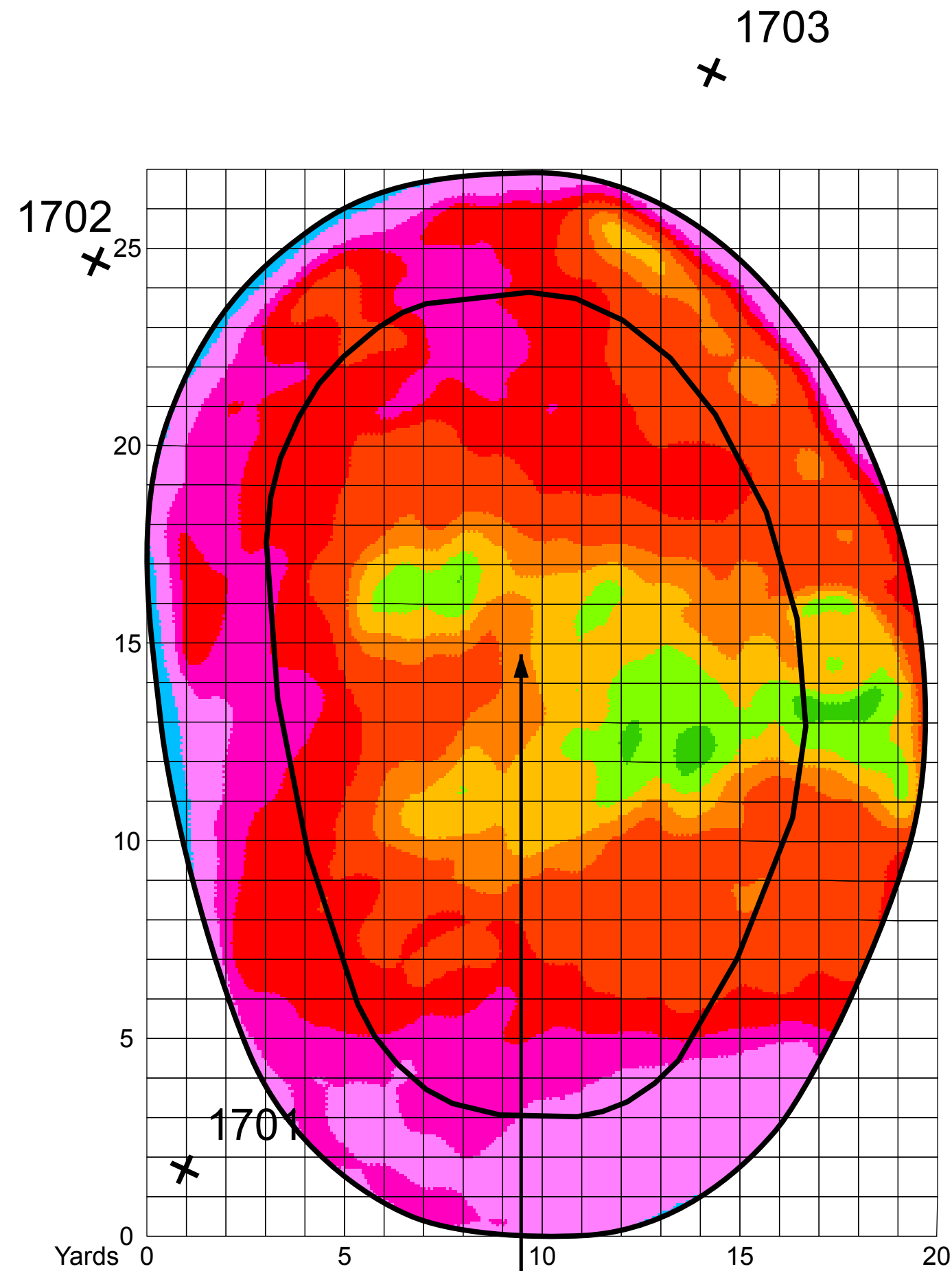
Published: 5/20/2013



Todd Gould - Point North 3D Golf Scan Services
www.pointnorthland.com, info@pointnorthland.com
 715.462.9421 office, 715.699.6817 mobile,

Hole 17

Country Club of York, York, PA



Slope, %	Green Area, ft² (%)	Putting Area, ft² (%)
0 - 2	23.7 (0.6)	14.0 (0.7)
2 - 2.5	179.8 (4.8)	140.5 (7.0)
2.5 - 3	349.2 (9.2)	278.6 (13.9)
3 - 3.5	319.0 (8.4)	251.7 (12.6)
3.5 - 4	975.7 (25.8)	623.7 (31.1)
4 - 5	831.1 (22.0)	490.6 (24.5)
5 - 6	587.4 (15.5)	185.0 (9.2)
6 - 7	474.4 (12.5)	20.3 (1.0)
7 - 10	41.8 (1.1)	0.0 (0.0)
10 - 100	0.0 (0.0)	0.0 (0.0)

1 in = 10 ft

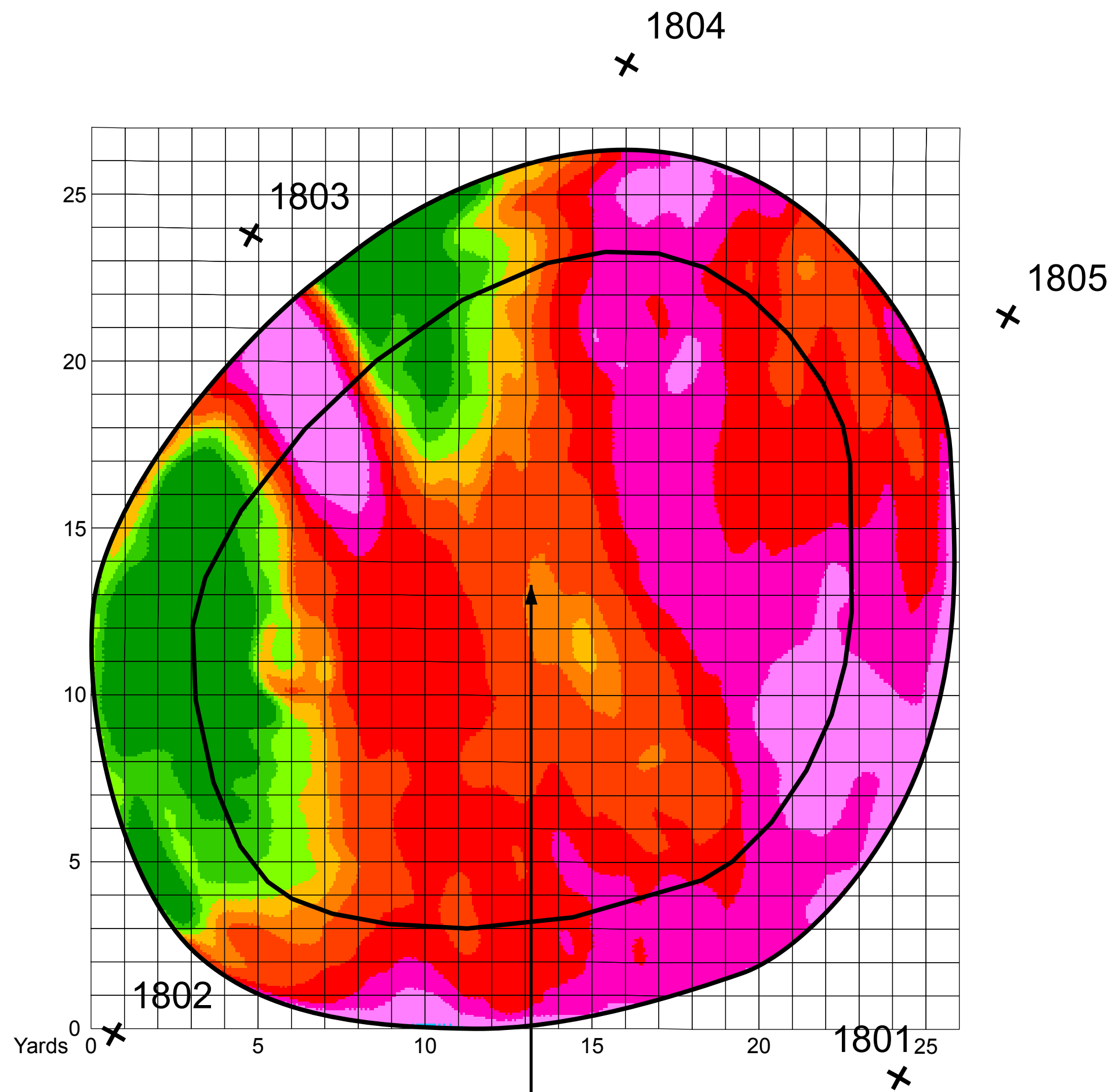
Published: 5/20/2013



Todd Goold - Point North 3D Golf Scan Services
www.pointnorthland.com, info@pointnorthland.com
 715.462.9421 office, 715.699.6817 mobile,

Hole 18

Country Club of York, York, PA



Slope, %	Green Area, ft² (%)	Putting Area, ft² (%)
0 - 2	212.2 (4.9)	84.7 (3.2)
2 - 2.5	189.2 (4.4)	120.2 (4.5)
2.5 - 3	175.5 (4.0)	117.8 (4.4)
3 - 3.5	245.7 (5.7)	186.0 (6.9)
3.5 - 4	850.8 (19.6)	643.4 (24.0)
4 - 5	1221.2 (28.2)	864.5 (32.2)
5 - 6	992.5 (22.9)	517.5 (19.3)
6 - 7	448.7 (10.3)	147.6 (5.5)
7 - 10	2.1 (0.0)	0.0 (0.0)
10 - 100	0.0 (0.0)	0.0 (0.0)

1 in = 10 ft

Published: 5/20/2013



Todd Gould - Point North 3D Golf Scan Services
www.pointnorthland.com, info@pointnorthland.com
 715.462.9421 office, 715.699.6817 mobile,